

READ THIS CARD CAREFULLY BECAUSE IT CONTAINS IMPORTANT INFORMATION FOR YOU AND ON THE USE OF EVERFLÖ ELIXIR.

everflö Elixir needs to be used properly to get the best results from it.

- Keep this card. You may need to read it again.
- Ask your pharmacist or doctor if you need more information or advice on taking the product.

1. WHAT IS EVERFLÖ ELIXIR AND WHAT IS IT USED FOR:

everflö contains two main ingredients, QuantumCCM™ - Quantum Activated Turmeric Extract, and Mélange honey. These ingredients have been shown to possibly have the following effects in Clinical and Laboratory Studies:

Anti-Viral (Including SARS-CoV, Influenza A), Anti-Bacterial, Anti-Inflammatory, Mood Enhancement and Anti-Depressant, Regulation of Cardiovascular Disease and Hypertension, Modulation of Fever, Anti-Cough, Energy Boosting, and Memory Improvement.

2. BEFORE YOU USE EVERFLÖ ELIXIR.

This product is recommended for adults and children over 12 years old.

DO NOT USE THIS PRODUCT IF YOU:

- May be allergic (hypersensitive) to the ingredients shown in Section 7 – Further Information

THIS PRODUCT IS NOT RECOMMENDED WITHOUT MEDICAL SUPERVISION IF YOU:

- are elderly with hyper or hypo-tension.
- are under the age of 12.
- are taking other medication especially blood pressure medication, ACE inhibitors, Minoxidil, or erectile dysfunction drugs.
- are pregnant.

3. HOW TO USE EVERFLÖ ELIXIR:

- 1) Squeeze the bulb of the dropper to expel the air out and submerge the tip of the dropper to the liquid elixir vertically.
- 2) Gently relax the bulb to draw the elixir up.

3) Gently squeeze the bulb to drop the elixir under your tongue.

4) Hold the elixir under your tongue for about 30 seconds for absorption.

See section 4 for usage information.

4. USAGE

We recommend 2-5 drops per day (each drop is approximately 0.025ml) to maintain and protect your health, and up to 20 drops (0.5ml) per day if you are feeling unwell.

If you have any further questions on the use of this product, ask your doctor or pharmacist, and refer them to our website at flolifesciences.com.

These products are not intended to diagnose, treat, cure or prevent any disease.

5. UNINTENDED REACTIONS

Although this is a naturally derived food product, even natural products may cause allergy and sensitivity.

If you experience any hypersensitivity to this product i.e. shortness of breath, drowsiness, skin irritations, blood pressure issues, please stop taking the product and consult your doctor or pharmacist. If any of the side effects become serious, or if you notice any side effects not listed in this leaflet, stop using the product and tell your doctor or pharmacist.

6. HOW TO STORE EVERFLÖ ELIXIR:

Keep out of sight and reach of children. Do not use this product after the expiry date which is stated on the packaging box. The expiry date refers to the last day of that month and the year. Keep away from direct sunlight, dry, and below 30 C.

7. FURTHER INFORMATION

everflö Elixir contains Honey Blend, Turmeric Extract, Ascorbic Acid (Vitamin C).

SOLE LICENSEE AND PRODUCTION RIGHTS:

FLO LIFE SCIENCES GLOBAL LTD.
16F Heritage House, Jalan 33 Yap Ah Shak, KL 50300, Malaysia.

NPRA CONTROL NUMBER (MALAYSIA): NOT201002286K



AUSTRALIAN FORMULATED
AND OWNED

HOW TO USE A ELIXIR DROPPER

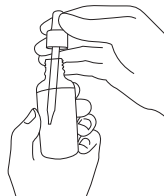
1.



Take the dropper out and squeeze the bulb.

Unscrew and remove the dropper cap from the bottle. Keep the dropper above the surface of the everflō Elixir and pinch the rubber bulb between your fingers. Any everflō Elixir or air left inside the dropper will come out from the end so it's completely empty.

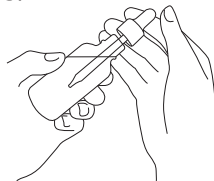
2.



Submerge the end of the dropper in the everflō Elixir.

Keep pinching the bulb as you put the end of the dropper back in the everflō Elixir. Make sure to submerge the entire tip of the dropper so you don't get air inside of it. Avoid touching the bottom of the bottle with the dropper since it may not pull the everflō Elixir as efficiently.

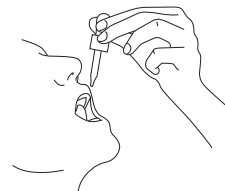
3.



Release the bulb to draw the everflō Elixir into the dropper.

While the end of the dropper submerged, let go of the rubber bulb. The pressure change from inside the dropper will pull the everflō Elixir into the dropper barrel and fill it. Pull the dropper out of the everflō Elixir once the bulb returns to its original shape to ensure that you don't get air inside of it.

4.



Place the everflō Elixir drops under your tongue for 30 seconds.

Raise your tongue so it touches the roof of your mouth. Hold the dropper above your mouth, and squeeze the bulb to dispense the everflō Elixir underneath your tongue. Hold the everflō Elixir your tongue for at least 30 seconds before swallowing it.

Read Section 4 behind this manual for usage and dosage information.

